




METAL OXIDE VARISTOR




5mm Disc

■ 5 JVR VARISTOR

Part Number	Maximum Allowable Voltage		Varistor Voltage (V 0.1mA)		Maximum Clamping Voltage V 5A (V)	Withstanding Surge Current		Rated Wattage (W)	Energy 10/1000s (J)	Typical Capacitance 1 KHz (pF)	UL 	CSA 	VDE 
	ACrms (V)	DC (V)	(V)	Tolerance Range		1Time (A)	2 Times (A)						
JVR-05N180K	11	14	18	16 - 20	* 40	100	50	0.01	0.6	2,400	✓		
JVR-05N220K	14	18	22	20 - 24	* 48	100	50	0.01	0.7	1,800	✓		
JVR-05N270K	17	22	27	24 - 30	* 60	100	50	0.01	0.9	1,500	✓		
JVR-05N330K	20	26	33	30 - 36	* 73	100	50	0.01	1.1	1,200	✓		
JVR-05N390K	25	31	39	35 - 43	* 86	100	50	0.01	1.2	1,000	✓		
JVR-05N470K	30	38	47	42 - 52	* 104	100	50	0.01	1.5	850	✓		
JVR-05N560K	35	45	56	50 - 62	* 123	100	50	0.01	1.8	700	✓		
JVR-05N680K	40	56	68	61 - 75	* 150	100	50	0.01	1.8	560	✓		
JVR-05N820K	50	65	82	74 - 90	145	400	200	0.1	2.8	480	✓		✓
JVR-05N101K	60	86	100	90 - 110	175	400	200	0.1	3.5	420	✓		✓
JVR-05N121K	75	100	120	108 - 132	210	400	200	0.1	4.0	360	✓		✓
JVR-05N151K	95	125	150	135 - 165	260	400	200	0.1	5.5	280	✓		✓
JVR-05N181K	115	150	180	162 - 198	320	400	200	0.1	6.5	200	✓		✓
JVR-05N201K	130	170	200	185 - 225	355	400	200	0.1	7.1	130	✓		✓
JVR-05N221K	140	180	220	198 - 242	380	400	200	0.1	7.8	65	✓		✓
JVR-05N241K	150	200	240	216 - 264	415	400	200	0.1	8.4	75	✓		✓
JVR-05N271K	175	225	270	247 - 303	475	400	200	0.1	9.9	68	✓		✓
JVR-05N301K	195	250	300	270 - 330	525	400	200	0.1	10.5	60	✓		✓
JVR-05N331K	210	275	330	297 - 363	575	400	200	0.1	11.5	55	✓		✓
JVR-05N361K	230	300	360	324 - 396	620	400	200	0.1	13.0	55	✓		✓
JVR-05N391K	250	320	390	351 - 429	675	400	200	0.1	15.0	53	✓		✓
JVR-05N431K	275	350	430	387 - 473	745	400	200	0.1	16.5	50	✓		✓
JVR-05N471K	300	385	470	423 - 517	810	400	200	0.1	17.5	45	✓		✓

* The clamping voltage from 180K to 680K is tested with 1A current.

■ 5 JVR HIGH SURGE VARISTOR

Part Number	Maximum Allowable Voltage		Varistor Voltage (V 0.1mA)		Maximum Clamping Voltage V 5A (V)	Withstanding Surge Current		Rated Wattage (W)	Energy 10/1000s (J)	Typical Capacitance 1 KHz (pF)	UL 	CSA 	VDE 
	ACrms (V)	DC (V)	(V)	Tolerance Range		1Time (A)	2 Times (A)						
JVR-05S820K	50	65	82	74 - 90	145	800	600	0.1	3.5	480	✓		
JVR-05S101K	60	85	100	90 - 110	175	800	600	0.1	4.5	420	✓		
JVR-05S121K	75	100	120	108 - 132	210	800	600	0.1	5.5	360	✓		
JVR-05S151K	95	125	150	135 - 165	260	800	600	0.1	6.5	150	✓		
JVR-05S181K	115	150	180	162 - 198	320	800	600	0.1	8.0	120	✓		
JVR-05S201K	130	170	200	185 - 225	355	800	600	0.1	8.5	110	✓		
JVR-05S221K	140	180	220	198 - 242	380	800	600	0.1	9.0	100	✓		
JVR-05S241K	150	200	240	216 - 264	415	800	600	0.1	10.5	90	✓		
JVR-05S271K	175	225	270	247 - 303	475	800	600	0.1	11.0	80	✓		
JVR-05S301K	195	250	300	270 - 330	525	800	600	0.1	12.0	75	✓		
JVR-05S331K	210	275	330	297 - 363	575	800	600	0.1	13.0	70	✓		
JVR-05S361K	230	300	360	324 - 396	620	800	600	0.1	16.0	65	✓		
JVR-05S391K	250	320	390	351 - 429	675	800	600	0.1	17.0	60	✓		
JVR-05S431K	275	350	430	387 - 473	745	800	600	0.1	20.0	55	✓		
JVR-05S471K	300	385	470	423 - 517	810	800	600	0.1	21.0	50	✓		

Pulse Rating Curves for 5 size disc are on page 8.
Transient V-I curves are on page 15.